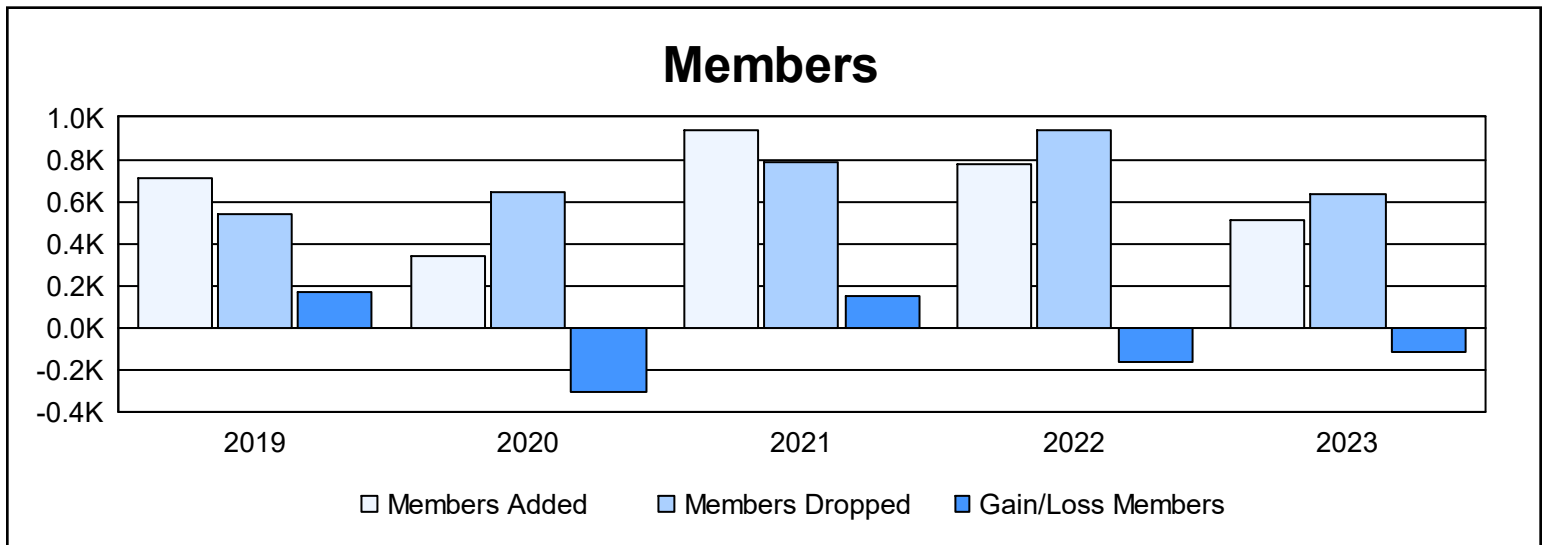
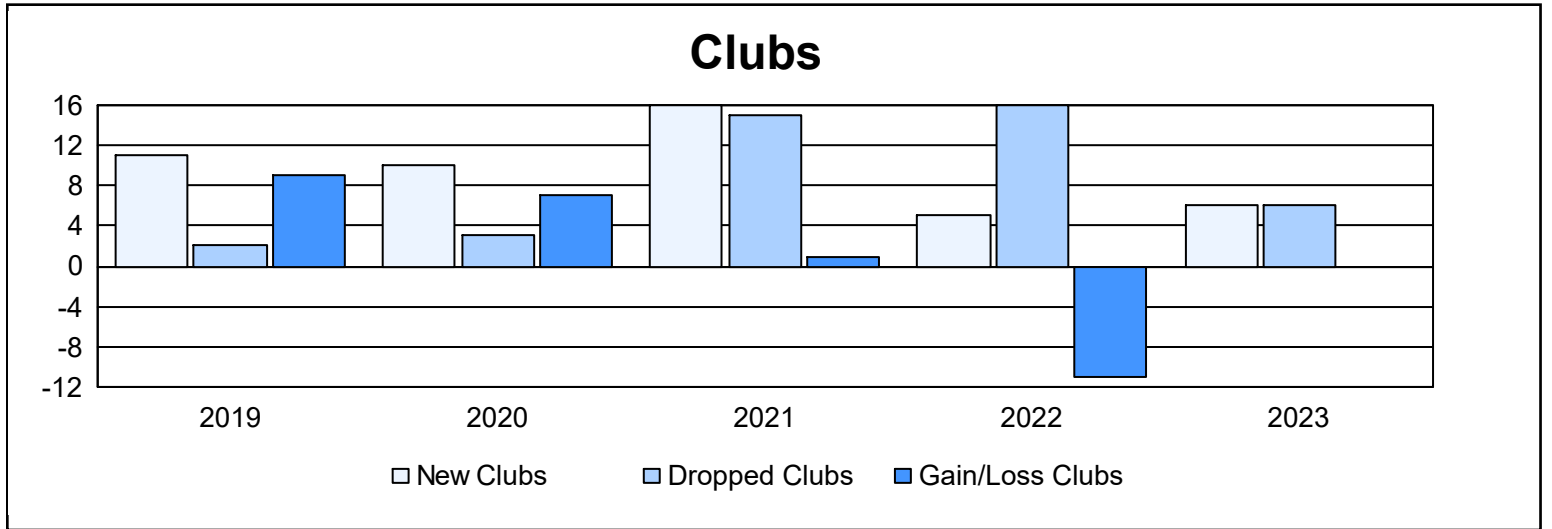


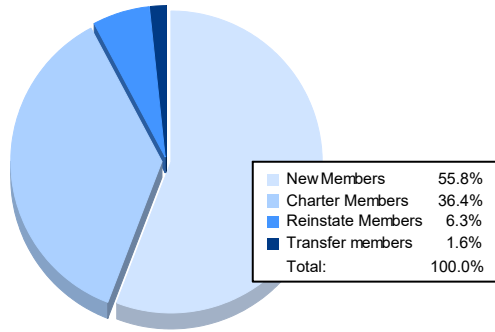
# Multiple District S

As of June 2023 Cumulative

Year	New Clubs	Dropped Clubs	Gain/ Loss Clubs	New Members	Charter Members	Reinstate Members	Transfer Members	Total Member Added	Total Members Dropped	Gain/ Loss Members
2018-2019	11	2	9	261	413	34	6	714	542	172
2019-2020	10	3	7	98	197	43	5	343	646	-303
2020-2021	16	15	1	461	407	46	22	936	782	154
2021-2022	5	16	-11	468	183	112	14	777	942	-165
2022-2023	6	6	0	285	186	32	8	511	630	-119
<b>Average</b>	<b>10</b>	<b>8</b>	<b>1</b>	<b>315</b>	<b>277</b>	<b>53</b>	<b>11</b>	<b>656</b>	<b>708</b>	<b>-52</b>



### Membership Composition June 2023 Cumulative



### Gender Composition June 2023 Cumulative

